

Digitron

HLX240 Series

Wireless Sensor for Humidity / Temperature / CO₂

State of the art sensor technology, highest reliability of data transmission and the ease of system installation are the outstanding features of the wireless sensor series HLX240. Indifferent whether a point-to-point connection or a complex network is required, the series HLX240 offers the ideal solution.

Wireless Transmitter HLX245

The elegant housing combines the measurement of temperature, humidity and CO₂. An optional display is available to provide local indication. As a standard, batteries provide for the power supply. For more power demanding applications the device can be powered through an external adapter.



Wireless Transmitter HLX244

The industrial housing can be equipped with up to three sensing probes to contact the interchangeable probes. An optional display is available to provide local indication. As a standard, batteries provide for the power supply. For more power demanding applications the device can be powered through an external adapter.



Interchangeable Sensing probes

A modular structure and easy extendable assortment of sensing probes allow the usage in many applications. For many years, the proven sensor technology for the measurement values of humidity, temperature, and CO₂ guarantee precise measurements and the highest longtime stability.



The standard interface and the stored calibration data of the sensing probe allow for any choice or combination of the available sensing probes offered. An adaptation or expansion of the number of sensing probes afterwards or an exchange for service purposes can be achieved in seconds – a must-have for uninterrupted data acquisition. For high temperature applications or installations in small spaces, the sensing probe can be connected with a sensor cable of up to 10 m (33 ft) in length.

Base Station HLX241 and HLX242

Do you have to traverse a street? The inexpensive point-to-point connection can be accomplished very easily with the **HLX241**

The configuration at the factory of the up to four transmitted measurement values is done in accordance with your specifications, meaning that the values are available as analogue outputs (0 – 5 / 10 V or 4 - 20 mA) immediately after installation.

For more complex networks (up to 500 transmitters or up to 2000 measurement values) is the user-configurable **HLX242** available. Independent of the topology of the network the integrated Webserver and the Ethernet interface warrants highest flexibility in the configuration of the network with a computer. A simple integration of the measurement system in the customer's network and the easy remote access and diagnostic of the measurement data are additional helpful features. The output values can be transferred as an analogue signal, as well as in digital form (via Ethernet). For a bus integration, Modbus will be supported. The actual measurement values and some operational information can be indicated on an optional display.



Router Series HLX244-R

The radio range is greatly depending on local circumstances. With the router series HLX244-R obstacles can be bypassed or the transmission distance expanded.



Typical Applications

Pharmaceutical Industry
Warehouses
Control Rooms
Cooling Chambers
Museums
HVAC Systems
Food Industry

Features

Interchangeable Sensing Probes
Remote Probes up to 10 m (33 ft)
Battery Operating Life up to 1 Years
Webserver
Ethernet
Long Rangeability

Highest Transmission Reliability

The data transmission is based on the IEEE 802.15.4 protocol with a transmission frequency of 2.4 GHz, which can be used all over the world without any additional cost. A special identification address, checksums, handshakes, and bidirectional communication provide the highest transmission reliability. Typical radio ranges are 100 m (330 ft) for indoor applications and 1000 m (3300 ft) in the open field. Greater radio ranges are easy obtainable with routers. The self-configuring, scalable, and self-healing mesh network, even when a connection fails, is another component contributing to the improvement of the transmission reliability and security. The highest possible data security level is accomplished with a preset encryption key according to AES-128.

Digital bus connection

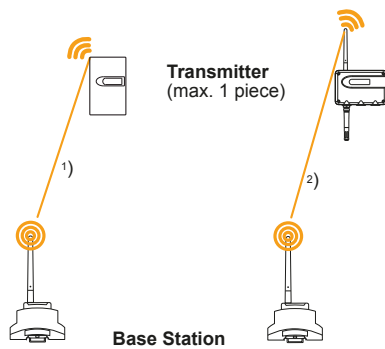
For bus integration, Modbus is supported. Communication is implemented via Ethernet or RS485 interface. Bus connection is only supported by the base station HLX242.

Installation / Remote Access / Maintenance via Webserver

The integrated Webserver allows platform-independent installation, remote access and easy maintenance with any commercially available browser (Internet Explorer, Firefox, OPERA...) on a computer without additional software.

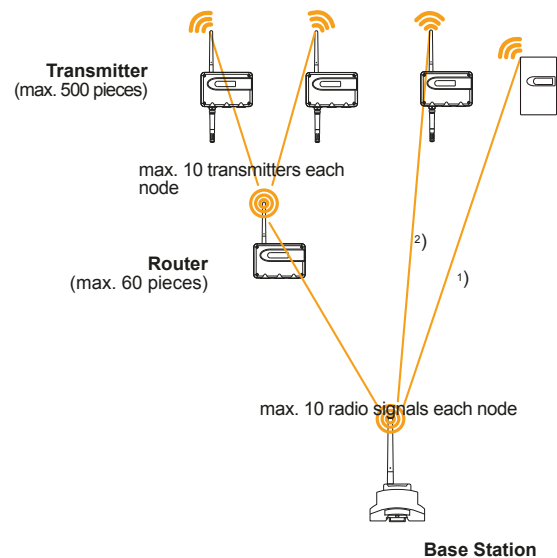
Wireless Networks

HLX241 (point-to-point connection)



- 1) Radio ranges:
- up to 60m (197 ft) indoors
2) Radio ranges:
- up to 100m (330 ft) indoors
- up to 1000m (3300 ft) in open field

HLX242 (wireless network)



Comparison

	HLX241	HLX242
Transmitter: max. number of transmitters HLX244 / HLX245	1	500
Router: maximum number of routers HLX244-R	60	60
Base Station: configuration of analogue outputs user-configurable after delivery digital interface	acc. to order code -- --	✓ via Webserver ✓ via Webserver ✓ Ethernet, Modbus

HLX240

Technical data Transmitter HLX244 & HLX245

General

Transmission frequency	2.4 GHz
Transmission system	IEEE 802.15.4
Transmission power	10mW
Radio range	up to 100m (330 ft) indoors, up to 1000m (3300 ft) in open field
Approval	ETSI / FCC Part 15.247 / IC
Electromagnetic compatibility	EN61326-1 Industry EN61326-2-3 Industry
	FCC Part 15 Class B ICES-003 Class B



HLX244 (Transmitter, Router)

Supply transmitter (HLX244-A)	battery 4x1.5V AA
Battery lifetime	> 1 year with a measuring data transmission every 5 min. (for T / %RH)
External supply transmitter (HLX244-B)	8...28V DC SELV, typ. $I_L = 20\text{mA}$ at 24V; max. $I_L = 35\text{mA}$ at 24V DC
External supply router (HLX244-R)	8...28V DC SELV, typ. $I_L = 20\text{mA}$ at 24V; max. $I_L = 35\text{mA}$ at 24V DC
Housing material	polycarbonate (PC)
Protection class housing	IP65
Temperature ranges	working temperature range of probe: refer to respective data sheet of sensing probe working temperature range: -40...+50°C (-40...122°F) (with display: -20...+50°C / -4...122°F) storage temperature range: -40...+50°C (-40...122°F) (with display: -20...+50°C / -4...122°F)
Max. number of sensing probes	3 (2*)
Max. number of measuring signals	6 (4*) (T / RH / CO ₂ **)

HLX245 (Transmitter)

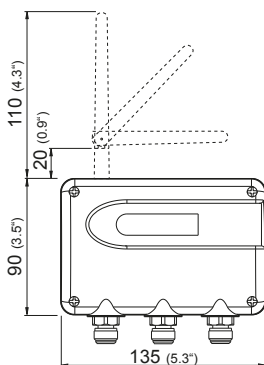
Power Supply	battery 4x1.5V AA
Battery lifetime	> 1 year with a measuring data transmission every 5 min. (for T / %RH)
Radio Range	up to 60m (197 ft) indoors
Antenna	internal
External supply transmitter (HLX245)	DC 8-28V SELV / AC 12V (±20%)
Housing material	polycarbonate (PC)
Protection class housing	IP30
Temperature ranges	working temperature range: 0...90%RH (non-condensing) / -5...+55°C (23...131°F) storage temperature range: 0...90%RH (non-condensing) / -5...+55°C (23...131°F)
Max. numbers of measuring values	3 (T / RH / CO ₂ **)
Accuracy	T: ± 0,3 °C (at 20 °C) / ± 0,4 °C (20...55 °C) Rh: ± 3 % (30...70 %) / ± 5 % (70...90 %) CO ₂ : 2000ppm (± 50ppm +2 % of m.v.) 5000ppm (± 50ppm +3 % of m.v.)
Connection	screw terminal 1,5mm ²

*) with external power supply

**) For CO₂ an external power supply is recommended.

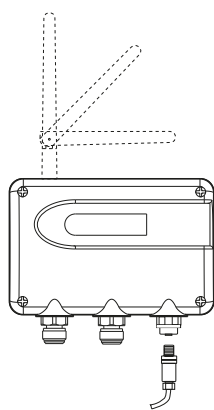
Dimensions in mm

HLX244-Ax3:



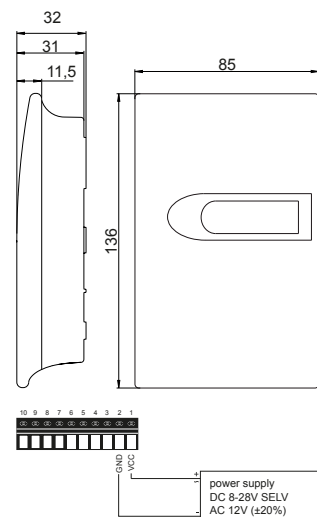
depth: 50 (2")

HLX244-Bx2:



socket / ELKA 4012 PG7

HLX245

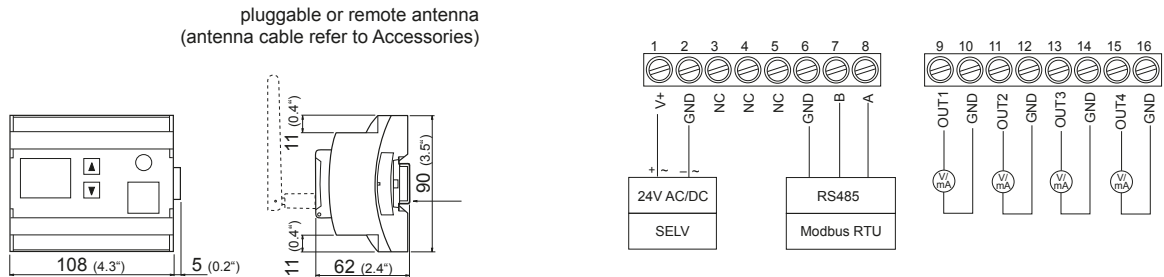


Technical data Base Station HLX241 & HLX242

HLX241/HLX242 (Base Station)

Supply voltage SELV digital interface		24V AC/DC $\pm 20\%$
		• Ethernet
		• Modbus (RTU / ASCII 7TCP)
Current consumption	HLX241	typ. $I_L = 70\text{mA}$ at 24V DC; max. $I_L = 100\text{mA}$ at 24V DC
	HLX242	typ. $I_L = 150\text{mA}$ at 24V DC; max. $I_L = 180\text{mA}$ at 24V DC
Analogue outputs		0-5V $-0.5\text{mA} < I_L < 0.5\text{mA}$
		0-10V $-1\text{mA} < I_L < 1\text{mA}$
		0-20mA / 4-20mA $R_L < 500\ \Omega$
Number of analogue outputs		4
Accuracy of analogue outputs		$\pm 5\text{mV}$ resp. $\pm 10\mu\text{A}$
Temperature dependence of analogue outputs		max. $0.1 \frac{\text{mV}}{^\circ\text{C}}$ resp. $1 \frac{\mu\text{A}}{^\circ\text{C}}$
Resolution of analogue outputs		0.7mV resp. $1.50\mu\text{A}$
Electrical connection		screw terminals max. 2.5mm^2
Housing material		polycarbonate (PC)
Protection class housing		IP20
Temperature ranges		working temperature range: $-30...+50^\circ\text{C}$ ($-22...122^\circ\text{F}$) (with display: $-20...+50^\circ\text{C}$ / $-4...122^\circ\text{F}$)
		storage temperature range: $-30...+50^\circ\text{C}$ ($-22...122^\circ\text{F}$) (with display: $-20...+50^\circ\text{C}$ / $-4...122^\circ\text{F}$)

Dimensions in mm - connection Diagram HLX241 / HLX242



Overview of HLX244 Sensing Probes

Application	Picture	Measuring Range	Accuracy	Order Code
Humidity/Temperature Probes				
RH/T probe for standard applications		0...100% RH -40...80°C (-40...176°F)	$\pm 2\%$ RH (0...90% RH) $\pm 3\%$ RH (90...100% RH) $\pm 0.1^\circ\text{C}$ ($\pm 0.18^\circ\text{F}$) at 20°C (68°F)	HLX07-PFT1
RH/T probe for clean room applications, food and pharmaceutical industry		0...100% RH -40...80°C (-40...176°F)	$\pm 2\%$ RH (0...90% RH) $\pm 3\%$ RH (90...100% RH) $\pm 0.1^\circ\text{C}$ ($\pm 0.18^\circ\text{F}$) at 20°C (68°F)	HLX07-MFT9
RH/T module for installation in small spaces or unobtrusive mounting		0...95% RH -40...85°C (-40...185°F)	$\pm 3\%$ RH (10...100% RH) at 21°C (69.8°F) $\pm 0.3^\circ\text{C}$ ($\pm 0.54^\circ\text{F}$) at 20°C (68°F)	HLX03-FT9
Temperature Probes				
T probe for standard applications		-40...80°C (-40...176°F)	$\pm 0.1^\circ\text{C}$ ($\pm 0.18^\circ\text{F}$) at 20°C (68°F)	HLX07-PT1
T probe for clean room applications, food and pharmaceutical industry		-40...80°C (-40...176°F)	$\pm 0.1^\circ\text{C}$ ($\pm 0.18^\circ\text{F}$) at 20°C (68°F)	HLX07-MT
CO₂ Probes				
CO ₂ probe for standard applications		0...2000ppm 0...5000ppm 0...10000ppm	$\pm (50\text{ppm} + 2\% \text{ of m.v.})$ $\pm (50\text{ppm} + 3\% \text{ of m.v.})$ $\pm (100\text{ppm} + 5\% \text{ of m.v.})$	HLX871

Ordering Guide

BASE STATION - „point-to-point connection“ (HLX241) and „wireless network“ (HLX242)

		HLX241-	HLX242-
Hardware Configuration			
Frequency	2,4GHz (10mW)	A	A
Output signal	0-5V	2	2
	0-10V	3	3
	0-20mA	5	5
	4-20mA	6	6
Display	with	D	D
	without	-	-
Software Configuration			
Physical parameters of outputs	relative humidity	RH [%] (A)	output 1
	temperature	T [°C] (B)	output 2
	dew point temperature	Td [°C] (C)	output 3
	CO ₂	CO ₂ [ppm] (R)	output 4
Unit	metric / SI	-	-
	non metric / US	E01	E01
T-Scaling (in °C or °F)	-40...60 (T02)	0...50 (T04)	output T
Td-Scaling (in °C or °F)	-20...50 (T48)	further scalings on request	output Td
CO₂-Scaling (in ppm)	0...2.000 (C20)	0...10.000 (C22)	
	0...5.000 (C21)		
		Select Txx code	Select Txx code
		Select Tdxx code	Select Tdxx code
		Select Cxx code	Select Cxx code

TRANSMITTER HLX245

		HLX245-
Type	RH + T + CO ₂	FTC
	RH + T	FTx
	CO ₂ + T	xTC
	T	xTx
CO₂ (only for TC and FTC)	0...2000ppm	2
	0...5000ppm	5
	without CO ₂ measurement	x
Frequency	2,4GHz (10mW)	A
Display	with	D
	without	x
Software Configuration		
Unit	°C	-
	°F	E01

TRANSMITTER / ROUTER HLX244

		HLX244-	HLX244-
Type	transmitter	A	
	transmitter with external supply	B	
	router		R
Frequency	2,4GHz (10mW)	A	A
Number of sensing probes	1	1	
	2	2	
	3 (not possible with type B - transmitter with external supply)	3	
Display	with	D	
	without	-	

SENSING PROBES FOR HLX244

Humidity / Temperature	probe RH/T (polycarbonat)	HLX07-PFT1
	probe RH/T (metal)	HLX07-MFT9
	module RH/T	HLX03-FT9
Temperature	probe T (polycarbonat)	HLX07-PT1
	probe T (metal)	HLX07-MT
CO₂	probe CO ₂	HLX871

Accessories / Replacement Parts

Base Station:

- Antenna cable 2m (7ft) (HA010330)
- Crossover cable (PC to base station) (HA010333)
- External power supply unit (V02)

Transmitter:

		HLX244	HLX245
- Probe cable for HLX07 - 2m (7ft) / 5m (16ft) / 10m (33ft)	(HA0108xx)	(✓)	
- Connection cable for HLX03, 2m (7ft)	(HA010328)	(✓)	
- Connection cable for HLX03, 5m (16ft)	(HA010329)	(✓)	
- Antenna cable 2m (7ft)	(HA010330)	(✓)	
- Bracket for rail installation	(HA010203)	(✓)	
- Reference probes	(HA010403)	(✓)	
- Duct mounting kit for HLX07	(HA010209)	(✓)	
- External power supply unit	(V02)	(✓)	(✓)

Oder Example

- 1) Position 1 - Base Station:
HLX242-A3D/ABCR-T04-Td48-C20
- Frequency: 2,4GHz
Output signal: 0-10V
Display: yes
Outputs: RH, T, Td, CO₂
Unit: SI
Scaling: T: 0...50; Td: -20...50
- Position 2 - Transmitter / Router:
HLX244-BA1D
- Type: Industrial transmitter with external supply
Frequency: 2,4GHz
Probe: 1
Display: yes
- Position 3 - Sensing Probes:
HLX07-PFT1, HLX07-MT
- 2) Position 1 - Base Station:
HLX242-A3D/ABCR-T04-Td48-C20
- Frequency: 2,4GHz
Output signal: 0-10V
Display: yes
Outputs: RH, T, Td, CO₂
Unit: SI
Scaling: T: 0...50; Td: -20...50
- Position 2 - Transmitter:
HLX245-FTC5Ax
- Type: Room transmitter for relative Humidity, Temperature and CO₂
CO₂: 0...5000ppm
Frequency: 2,4GHz
Display: without